

Special Teams Play

Installing Punt Protection and Punt Coverage Schemes

James Vint

Christopher Columbus High School

Special Teams Change Games!

“To Be Successful You Must Give Your Special Teams Time

- Three A Days- One Practice Dedicated to Special Teams
- Individual Period, Group Period, Team Period
- Keep Things Simple-Don't try to install too much, do what you install well.
- Coach Up The Pride Aspect

Unit Goals

- 32 Yard Net Each Punt
- Limit Returns To 5 Yards Or Less
- NO BLOCKED PUNTS
- NO BAD SNAPS
- Create One Turnover Per 8 Punts

Personnel

- Long-Snapper Should Have Athleticism
- Work Your TE's and Fullbacks as LS's
- Take Out Your Lineman and bring in fullback/linebacker types
- Insert Your Best Smart Blocker As Personal Protector
- Your Best Open Field Tacklers Should Be Your Gunners

While This Is A Great Time To Get Kids Experience, You Must Use Starters On Special Teams

- How many times have you had a backup miss a tackle or a block on special teams?
- Use backups when they are legitimately good enough to make plays
- Even if you have good backups keep one or two starters in the game.

Concepts Of Punting

- Eyes To The Arm To The Foot
- Flat Drop With Ball Slightly Angled In
- Point The Kicking Toe
- Reach Ball As Far As The Arm Will Reach
- Extend Leg On Each Kick
- Bring Your Leg Straight Through, Don't Swing The Leg
- Never Kick Directly To The Return Man

Installation Procedures

- Install Protection Schemes First
- Give Punters Individual Time To Work On Stance, Steps, and Receiving The Snap
- Have an individual period for each position
- Divide Players Into Gunners, Wings, Line, Personal Protectors, and Punters
- Install Lane and Direction Schemes Off Your Protection Scheme

Protecting Your Punter

- We Build Protection Off Our Big On Big Pass Protection
- We use One Foot Splits
- We Are Going To Work Half-Man Advantages As They Exist
- We Put Our PP To Any Overload
- We Step Inside Then Outside Then Kick Outside and Lock Up
- We Hold Our Block Until We Hear The Kick
- We Allow For Three Kicks Of Depth

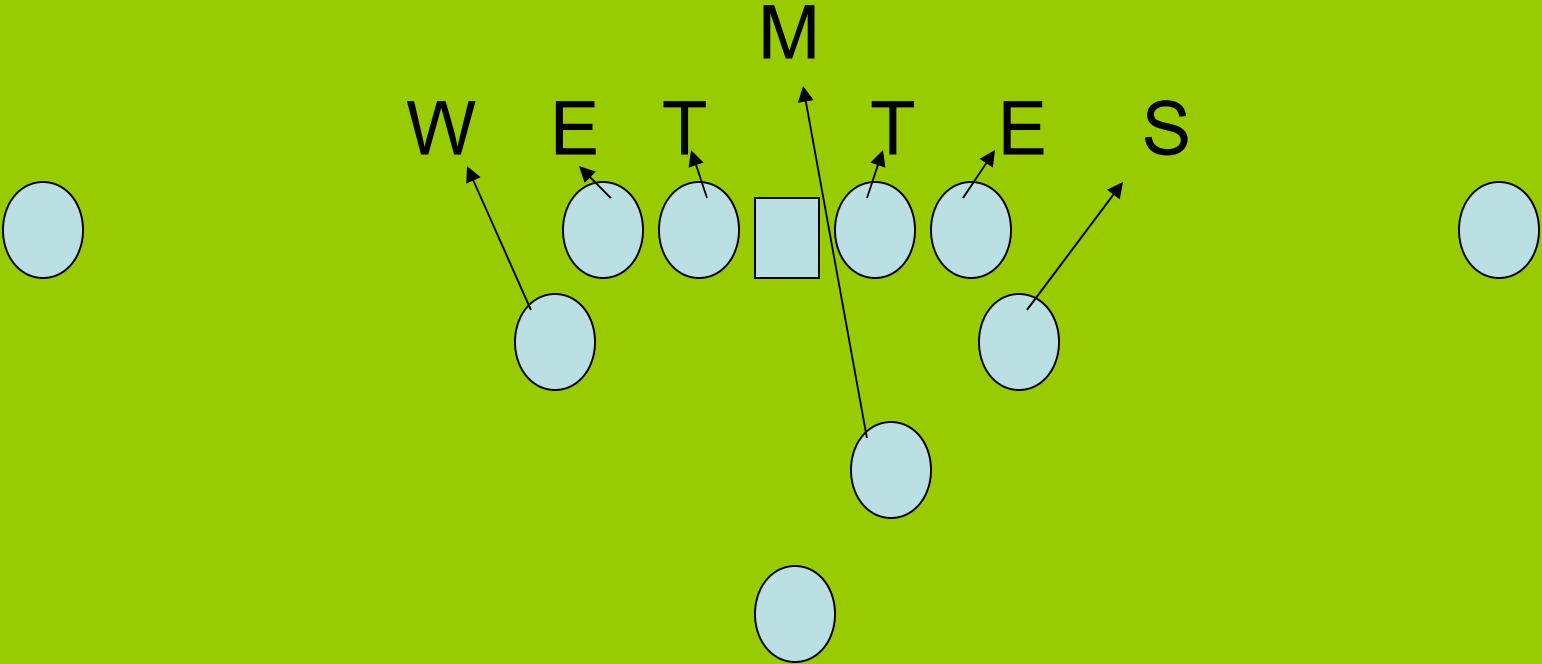
Protection Schemes

- We Always Point And Call Out Are Man
- We Use Zone Principles For Stunts And Loops
- We Work Our Wings On An In and Out Concept
- We Work With An Aggressive Vertical Slide, Giving Little Ground

Punt Protection Versus 6 Man

C

C

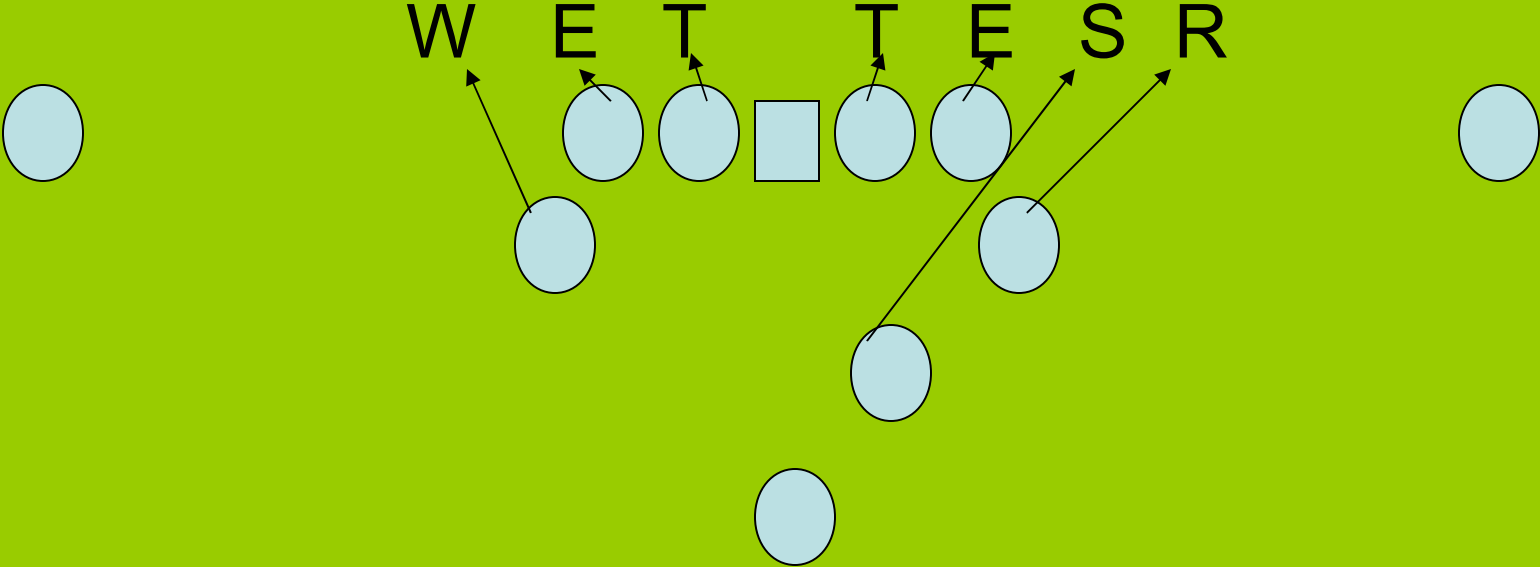


Punt Protection Versus 7 Man

C

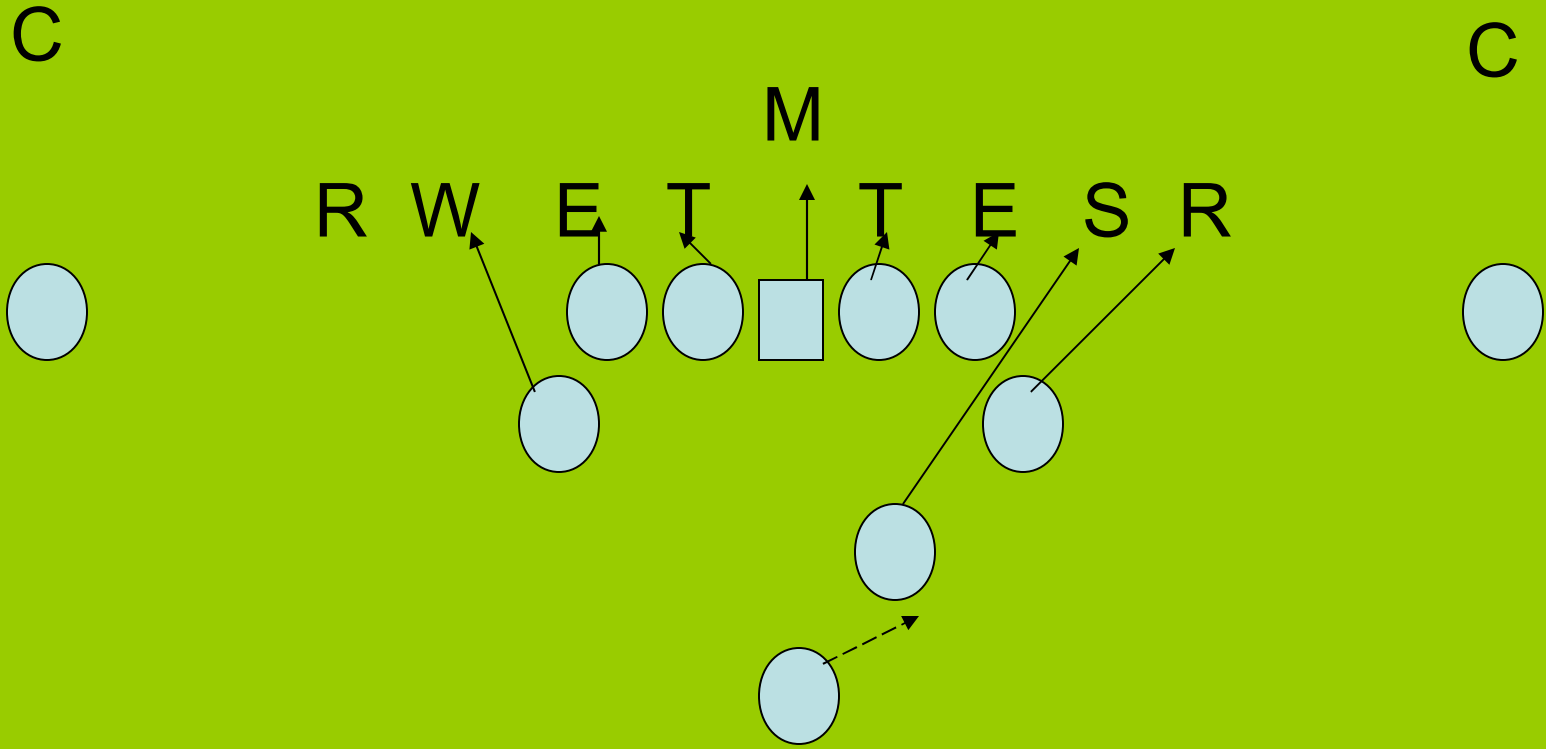
C

M



Punt Protection Versus 8/9 Man

“Right Call”



Protect to the Punters Off Leg

Punt Protection Down Scheme

C

C

M

W E T T E S R



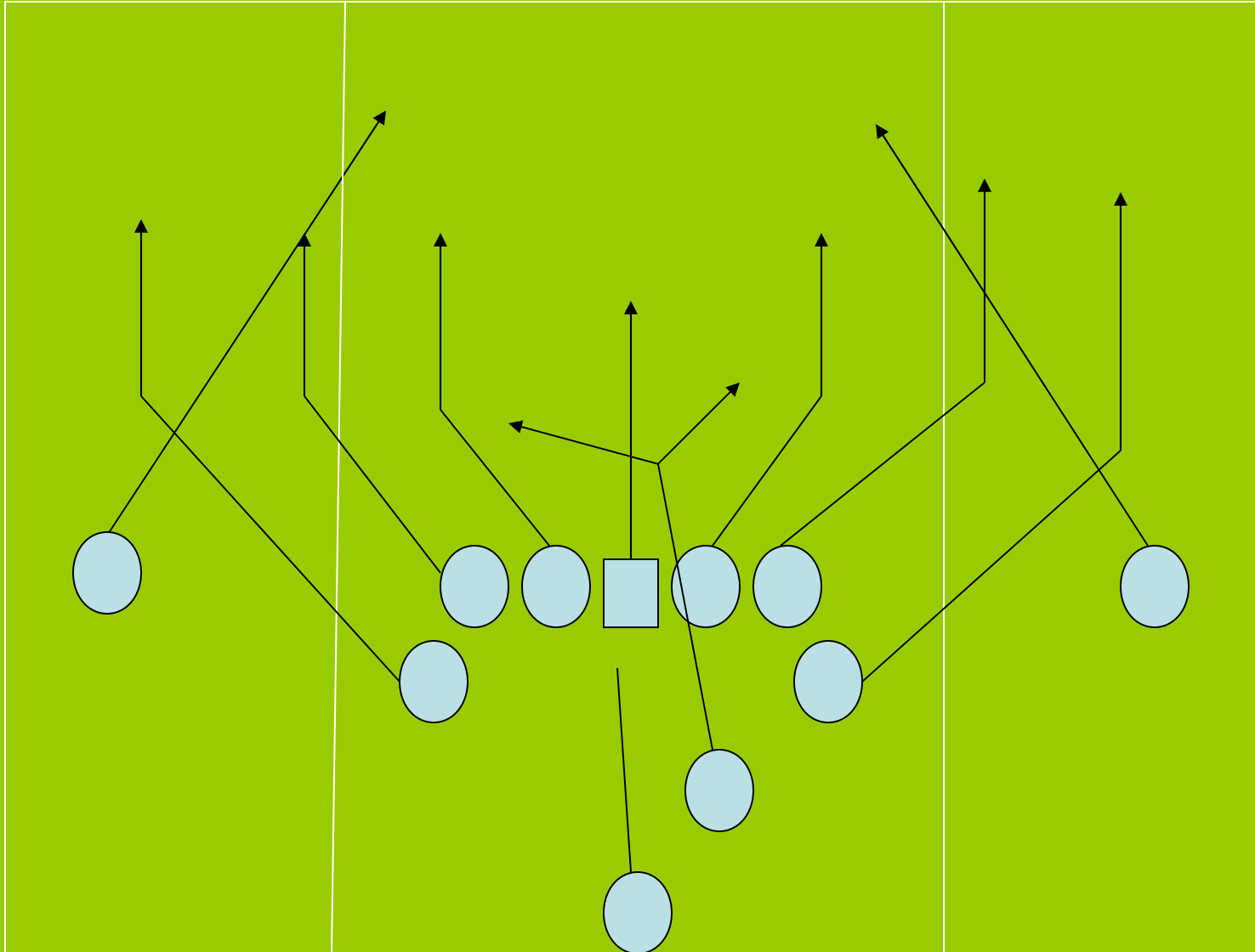
Punt Coverage Schemes

- Each Player Has A Lane And A Landmark
- Lineman Release Upon The Kick Unless Adjusted By Game Plan
- Gunners Release On Snap
- Wings and PP Release On Kick
- Players Will Adjust Landmarks Based On Location of Kick

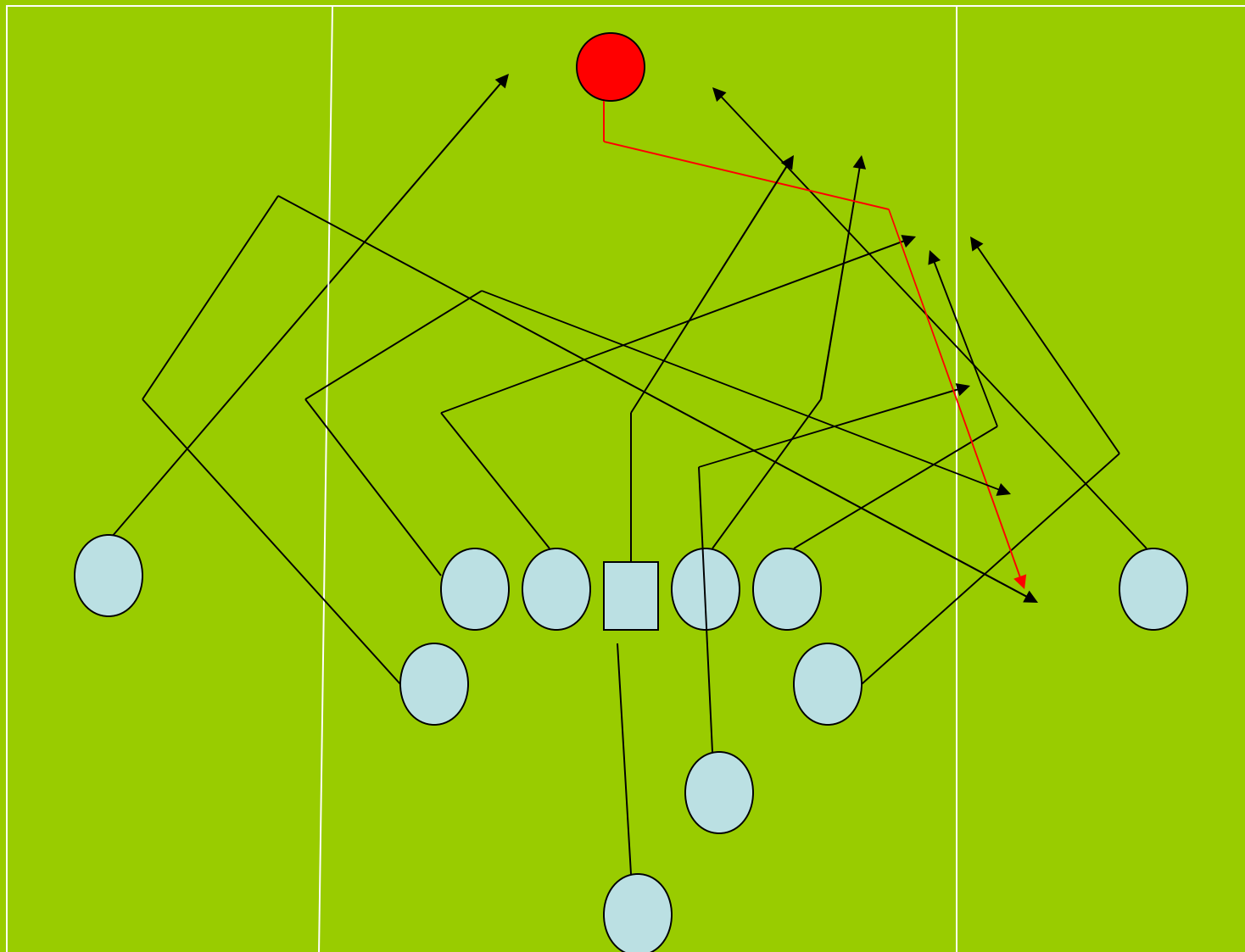
Landmarks And Lanes

- Gunners: Landmark is OS Shoulder Of Return Man as They Run To The Ball
- Wings Are Contain Players and Their Landmark is the Numbers
- Tackles Release One Yard Outside The Hash and Their Landmark Is The Center Pile-On To Their Side
- Guards Release Four Yards Inside The Hash; Landmark Is The Goal Post
- Long-Snapper Landmark Is Center Of Goal Post
- PP Releases To The Ball and Is Ready If Ball Breaks Our Lanes
- Punter Becomes The Safety and Stays 25 Yards From The Ball

Punt Coverage Lanes



Punt Pursuit



Special Situations

- 3rd Down Punt
- Quick Kick
- Pitch Kick
- Fakes
- +45 and in
- -20 and Coming Out
- Late In Game Block Protection
- Let It Roll

Fake Punts

- Base Keep (4th and 4 to 6) vs. Return
- Base Counter (4th and 7 to 9)
- Base Counter Boot (4th and 9 to 14)
- Sprint Out (4th and 9 to 14)

Game Planning For Your Punt Team

- Alignment of Defense
- What is their block/rush scheme?
- What is their return scheme(s)?
- Number of Return Men
- Number of Jammers
- Number of Box Players
- Contain Players
- How Good Is Their Return Man?
- **DON'T BE AFRAID TO KICK THE BALL OUT OF BOUNDS!**

REMEMBER

- Use talent on special teams
- Give special teams time to prepare
- Prepare your kids for special situations
- Keep your punt protection and pursuit scheme simple
- Give your kids a chance to be successful
- Put them into the best positions possible